

# VICTORIA HOUSE

LOCATION GUIDE

# Neighbours

**VICTORIA  
HOUSE**





# Neighbours

**VICTORIA  
HOUSE**



Local developments planned, under construction and complete.

Residential



Hotel or Built to Rent



Pre-planning





# Neighbours

**VICTORIA  
HOUSE**



Local developments planned, under construction and complete.

Residential



Hotel or Built to Rent



Pre-planning

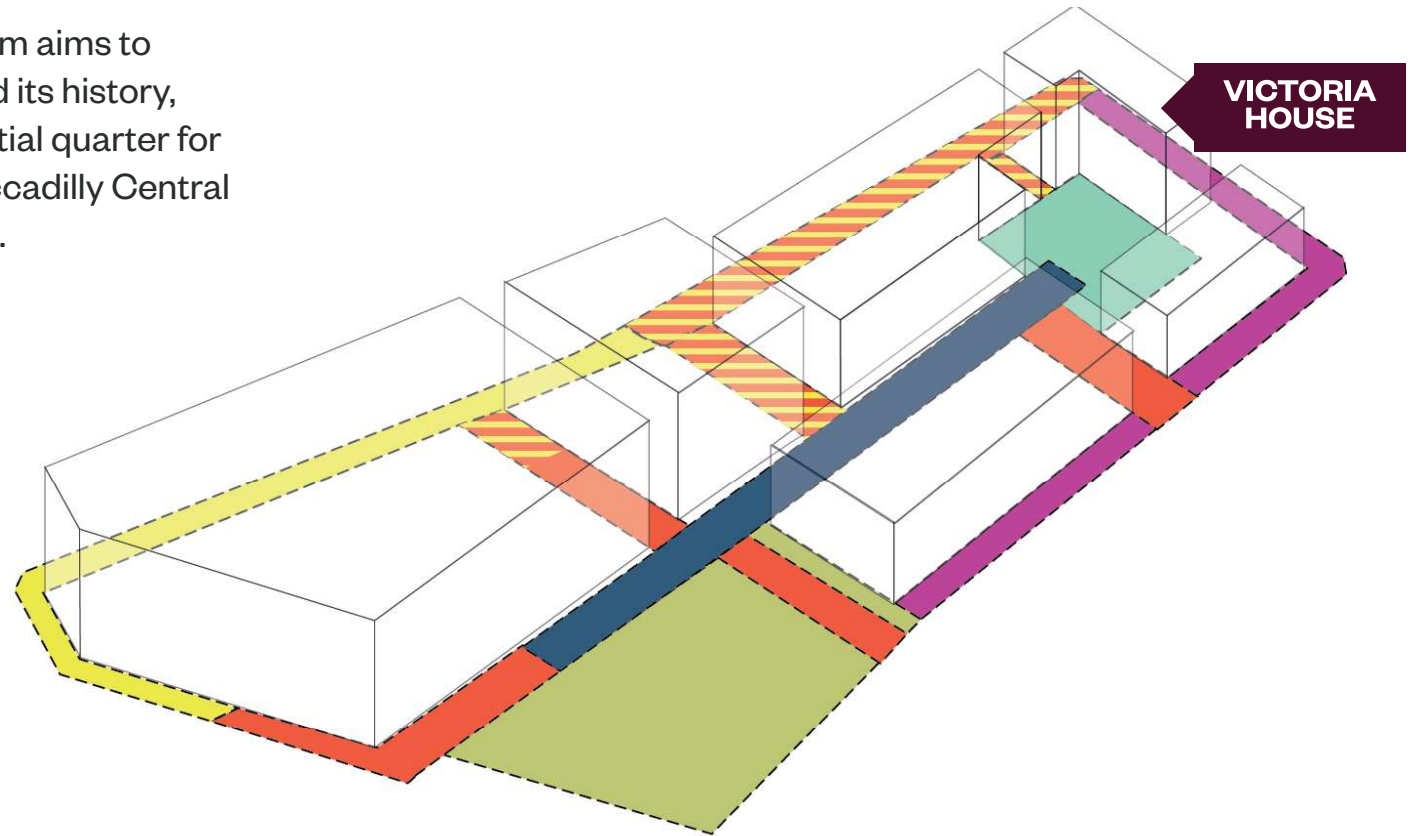




# Portugal Street East Regeneration

**VICTORIA  
HOUSE**

The landscape and surrounding public realm aims to capture the unique identity of the place and its history, whilst supporting an emerging new residential quarter for Portugal Street East. As part of the new Piccadilly Central neighbourhood of HS2 Piccadilly SRF 2018.



Site axonometric outlining the public realm typologies within the SRF

**THE BOULEVARD**



**THE AVENUE**




**THE SQUARE**



**THE GREEN**



**THE STREETS**



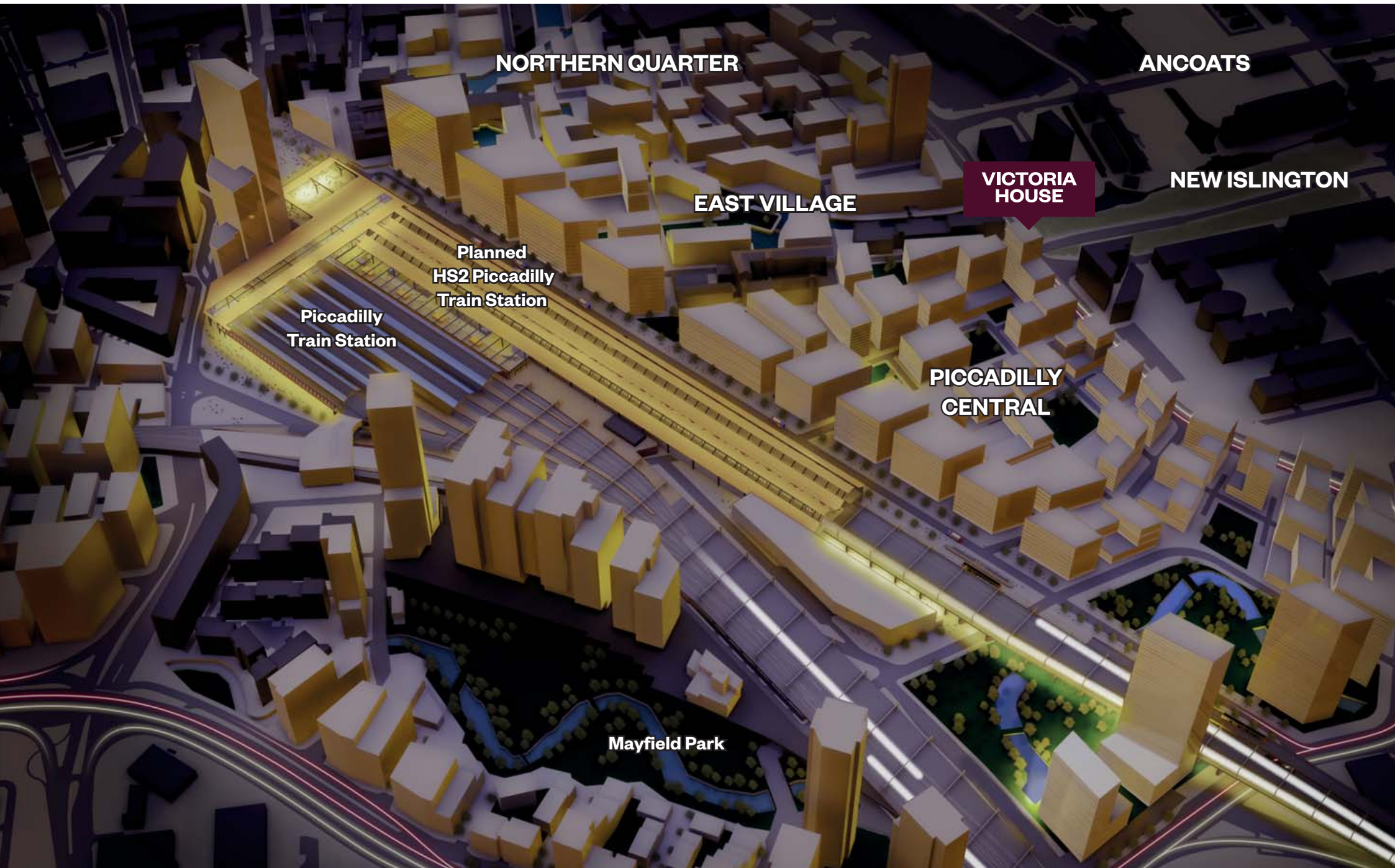
**PERIMETER STREETS**





# Piccadilly HS2 Regeneration

**VICTORIA  
HOUSE**



**NORTHERN QUARTER**

**ANCOATS**

**EAST VILLAGE**

**VICTORIA  
HOUSE**

**NEW ISLINGTON**

**Planned  
HS2 Piccadilly  
Train Station**

**Piccadilly  
Train Station**

**PICCADILLY  
CENTRAL**

**Mayfield Park**

# VICTORIA HOUSE

Joint Venture Development by



Please note that the information that we distribute is produced with great care and believed to be correct at the time of printing to the best of our knowledge. Pictures, layouts and other details displayed are given as a general guide and may change from time to time in accordance with the final designs of the development and appropriate planning permissions. We endeavour to ensure that the details we provide are accurate and well researched at all times, however we cannot ultimately warrant the accuracy of that information and cannot be held liable for any reliance you may make of or put on it except as specifically agreed with us in any further agreement we may make with you in writing.